



TIRE CATALOG

North American Distributor of Super Grip Tires

Taylor Industrial Tires offers a wide selection of Super Grip tires.

The tire tough enough to be approved by and used on Taylor Lift Trucks.

Taylor Industrial Tires has the tire for you.



INDUSTRIAL



**TAYLOR EXCLUSIVE PNEUMATIC
SOLID SHOCKMASTER
SOLID X-15 INDUSTRIAL**

INDUSTRIAL LIFT TRUCK TIRES

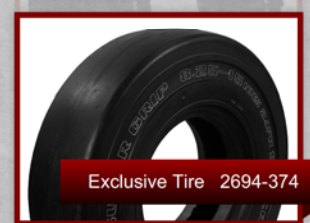


Taylor exclusive lift truck tires are designed to meet the needs of material handling equipment in a wide range of applications. These tires are produced to the same quality and performance standards that Taylor Machine Works® has long been known for. Super Grip®, in conjunction with Taylor's engineering department, has worked to achieve a line of forklift tires that has been proven to be far superior than its nearest competitor.

Super Grip pneumatic tires use full dimension sizing as well as rim guard protection. This increases the lateral strength and life span of the tire, reducing downtime and operating costs associated with industrial equipment.

Load carrying capacity is always critical, however impact and bruise resistance are equally important. These tires use full dimension sizing as well as rim guard protection. There is more rubber in the tread over other brands, providing longer wear and more gripping power throughout the life of the tire.

Pneumatic Rim Guard Tire Size	Ply Rating	O.D.	Section Width	Tread Width	Tread Depth	Part Number
825-15	16	33.7	9.1	7.7	41/32	2694-372
1000-20	18	43.3	11.9	10.4	56/32	2694-370
1200-20	24	46.2	13.2	11.5	64/32	2694-371
1200-24	24	51.2	13.1	11.5	65/32	2693-059
1400-24	28	55.8	15.2	13.8	73/32	2693-060
1400-25	28	55.9	15.2	13.8	74/32	2694-255
1600-25	28	61	17	15.3	80/32	2693-071
1800-25	40	65	20.7	18.4	87/32	2693-065
825-15 L5 SM	24	34.1	10.2	9.2	65/32	2694-374
1000-20 L5 SM	18	43.2	11.8	10.6	72/32	2693-700
1200-20 L5 SM	28	46.2	13.0	11.4	85/32	2694-256
1400-24 L5 SM	28	67.6	15.2	14.2	97/32	2693-070
1800-25 L4 SM	40	65.8	21.2	18.6	74/32	2693-701
1800-25 L5 SM	40	64.3	21	18.6	105/32	2694-261
2100-25 L5 SM	40	70.8	24.3	21.8	124/32	2693-069
Solid Shockmaster Tire Size		O.D.	Section Width	Tread Width	Tread Depth	Part Number
825-15x6.5		33.1	8.5	8.1	117/32	2694-437
Solid Black Tire Size		O.D.	Section Width	Tread Width	Tread Depth	Part Number
825-15x6.5		33.1	8.5	8.1	117/32	2694-465
1000-20x7.0		40.7	9.7	8.9	116/32	2694-467
1100-20x8.0		40.7	9.6	8.8	116/32	2694-468
1200-20x8.0		45.9	13	12.2	123/32	2694-469
Solid X-15 Tire Size		O.D.	Section Width	Tread Width	Tread Depth	Part Number
825-15x6.5		33.2	9.4	8.5	94/32	2694-581

**WARNING: DO NOT EXCEED OEM MANUFACTURER'S RECOMMENDED PSI;
CONSULT OEM & RIM MANUFACTURER WHEN NECESSARY.**



***Taylor Exclusive Tires - Sold only through Taylor Industrial Tires and its authorized dealers.**

For more information contact us at our main office...



Sudden Service, Inc.
Corporate Headquarters
649 North Church Ave.
Louisville, MS 39339-2022
Phone: (662) 773-8056
Fax: (662) 773-9160



Visit us online at:
www.taylorindustrialtires.com

WARNING:

DO NOT EXCEED OEM MANUFACTURER'S
RECOMMENDED PSI; CONSULT OEM & RIM
MANUFACTURER WHEN NECESSARY.

5/29/12

